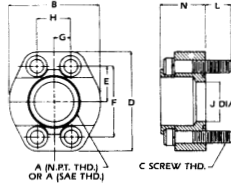
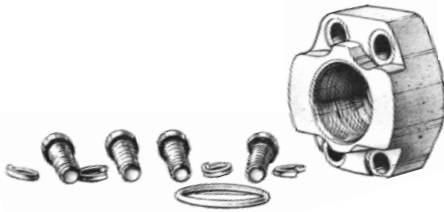


4-Bolt Solid Flanges

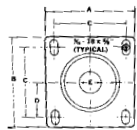



GENERAL INFORMATION

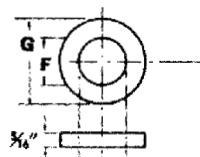
3000 psi internal pipe thread. Drilled holes. O-Ring. They are compatible with any SAE pumps or valves. They allow for removing pump or filter without disturbing piping.

4-BOLT FLANGE											ORDER INFORMATION		
A	B	C	D	E	F	G	H	J	L	N	REFERENCE	STOCK NUMBER	PRICE
3/4	2.06	3/8-16	2.56	.93	1.875	.43	.875	3/4	.53	1.25	HCFT-12-12	GS01000	19.60
1	2.31	3/8-16	2.75	1.03	2.062	.52	1.032	1	.66	1.38	HCFT-16-16	GS01015	21.22
1 1/4	2.88	7/16-14	3.12	1.16	2.312	.59	1.188	1 1/4	.84	1.50	HCFT-20-20	GS01030	24.50
1 1/2	3.25	1/2-13	3.69	1.38	2.75	.70	1.406	1 1/2	.73	1.62	HCFT-24-24	GS01045	27.74
2	3.81	1/2-13	4.00	1.53	3.062	.84	1.688	2	.73	1.62	HCFT-32-32	GS01060	35.90
2 1/2	4.28	1/2-13	4.50	1.75	3.50	1.00	2.00	2.50	.86	2.00	HCFT-40-40	GS01075	52.30
3	5.16	5/8-11	5.31	2.09	4.188	1.22	2.438	3.00	.98	2.25	HCFT-48-48	GS01090	71.70

Reservoir Flanges — Suction



INTERNAL WASHERS



GENERAL INFORMATION

Suction flanges are designed for the suction pipe line of the reservoir and are installed on top of the tank as shown in the left diagram.

SUCTION FLANGE									ORDER INFORMATION	
PIPE SIZES	A	B	C	D	E	F	G	REFERENCE	STOCK NUMBER	PRICE
1/2"	5-1/4	5-1/2	4-1/4	2-1/8	1-7/16	5-3/64	3	HA-00-04-8P	GS00896	6.90
3/4"	5-1/4	5-1/2	4-1/4	2-1/8	1-7/16	1-1/32	3	HA-00-40-12P	GS00890	6.90
1"	5-1/4	5-1/2	4-1/4	2-1/8	1-7/16	1-9/32	3	HA-00-40-16P	GS00898	6.90
1-1/4"	5-1/4	5-1/2	4-1/4	2-1/8	2-1/16	1-21/32	3	HA-00-40-20P	GS00900	6.90
1-1/2"	7-1/4	7-1/2	6-1/4	3-1/8	2-1/16	1-57/64	3	HA-00-60-24P	GS00920	19.00
2"	7-1/4	7-1/2	6-1/4	3-1/8	2-1/2	2-11/32	3	HA-00-60-32P	GS00922	19.00
2-1/2"	7-1/4	7-1/2	6-1/4	3-1/8	3-1/16	2-27/32	4-1/4	HA-00-60-40P	GS00925	19.00
3"	7-1/4	7-1/2	6-1/4	3-1/8	3-3/4	3-15/32	4-1/4	HA-00-60-48P	GS00930	19.00

GRAND RAPIDS

TOLL FREE 1-800-968-0188
PHONE: (616) 949-8844
FAX: (616) 949-6598

KALKASKA

TOLL FREE 1-800-355-4338
PHONE: (616) 258-4338
FAX: (616) 258-2696